






Trampoline

Batch Number Guide


Trampoline:

Box	Manual	Jumpmat
		
<p>Shipping mark Placed on the box</p>	<p>White sticker On the cover of the manual</p>	<p>White fabric label On the backside of the jump mat</p>

Toprail	Padding	
		
<p>Aluminum sticker On the bottom of a (welded) toprail</p>	<p>Printed on rear of Name tag in the seam of the skirt</p>	<p>Printed on the seam / White label stitched onto the seam in the seam of the skirt</p>

FlatGround:

Box	Manual	Jumpmat
		
<p>Shipping mark Placed on the box</p>	<p>White sticker On the cover of the manual</p>	<p>White fabric label On the backside of the jump mat</p>





Frame	Padding
	
<p>Aluminum sticker On the inside of a framepiece</p>	<p>Printed in the seam of the padding in the seam of the segments (Backside padding)</p>



Trampoline

Batch Number Guide

Safety Net:

Box	Manual
	
Shipping mark <i>Placed on the box</i>	White sticker <i>On the front of the installation instruction</i>
Netting	Pole
	
White fabric label / Silk print <i>In between the bottom flaps of the entrance (on the right side from the outside / on the left side from the inside)</i>	Aluminum sticker <i>On one of the steel poles of the Safety Net</i>

Weather Cover:

On the product	
	
White fabric Label <i>in the seam of the skirt on the inside of the weather cover</i>	

Box

Shipping mark <i>Placed on the box</i>



Trampoline

Batch Number Guide

Ladders:

On the product



Silver Tracking Label

On the back of one of the frame parts right underneath the bended top

Box



Shipping mark

Placed on the box